

Lincoln Impinger I 1400 Series is a self-contained conveyorised Impinger gas or electric oven that is stackable up to two high and designed for large cooking outputs.

The Impinger I has a 32" (813mm) wide x 40" (1016mm) deep baking chamber and a front access door with cool handle. The digital control panel makes it simple to adjust speed and temperature.

Has single fan cooling for quieter operation and a wide temperature range of 121°C to 316°C. Conveyor and air distribution fingers are removable through the front door for easy cleaning.

Comes with 73" (1854mm) conveyor and includes crumb trays below the belt outside the baking chamber.

Standard with FastBake™ technology which can reduce bake time by as much as 30% without increased noise levels or loss of product quality.

## STANDARD FEATURES

- FastBake™ technology
- Stackable up to two oven cavities high
- 32" (813mm) wide, 73" (1854mm) long conveyor belt with take off shelf
- 40" (1016mm) baking chamber
- Temperature is adjustable from 121°C to 316°C
- Conveyor speed is adjustable from 1:00 to 30:00 minutes cooking time
- Front-loading access door with cool handle
- Direct conveyor drive is powered by an AC motor
- Stainless Steel top, front and sides
- Oven Start-Up/Check-Out by service agent included in price
- Digital Controls to adjust time and temperature

## OPTIONAL FEATURES

- 3/4" x 1200mm Flexible gas hose with quick disconnect - 432018-1200HK (other lengths available)

## DIMENSIONS

1981W x 1473D x 1321H mm (single deck)  
1981W x 1473D x 1641H mm (double deck)

Clearance: Rear:152mm Right side:610mm




## PRODUCTION EXAMPLE PER DECK

Single deck: 90 x 12" pizzas/hr at 6mins

## TECHNICAL DATA

Gas Connection: 3/4"

Gas Approval No: AGA 4107 G

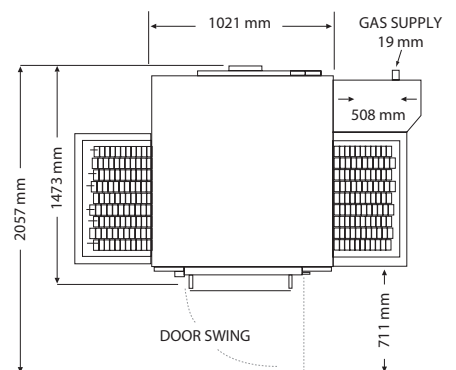
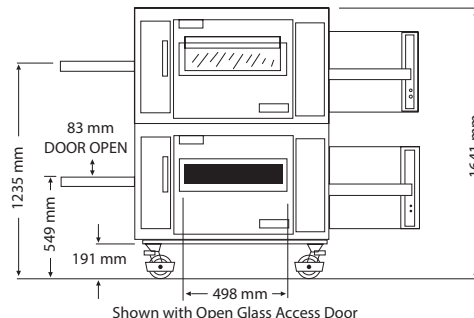
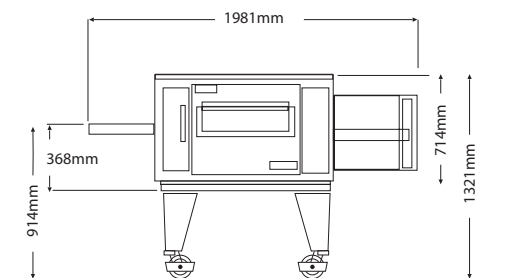
Model	Power Supply	Output
 1456-NG	1NAC 230V 1 Phase 50Hz 3amp	126MJ per deck
 1457-LP	2.5m lead and plug included	126MJ per deck
 1455	3NAC 415V 50Hz 40amp Lead and plug not included	27kW per deck

## SHIPPING DATA

Shipping dimensions: 4400W x 3400D x 1800H mm  
Shipping weight: 680kg

 Natural Gas  Propane Gas  Electric

SPECIFICATIONS ARE SUBJECT TO CHANGE WITHOUT NOTICE.



## 1400 SERIES IMPINGER I

## SINGLE BELT CONVEYORISED OVEN



## ORDERING GUIDE KITS

Model Numbers	Qty	Description
1456-NG	1	Natural Gas
1457-LP		Propane Gas
1455-E		Electric
1009		Oven Top
1012		High Stand With Casters
1082		Take Off Shelf

## Double Deck Kit includes 2 ovens, low stand with castors, take off shelf

1456-NG	2	Natural Gas
1457-LP		Propane Gas
1455-E		Electric
1009	1	Oven Top
1012	1	High Stand With Casters
1082	2	Take Off Shelf